




663
responded

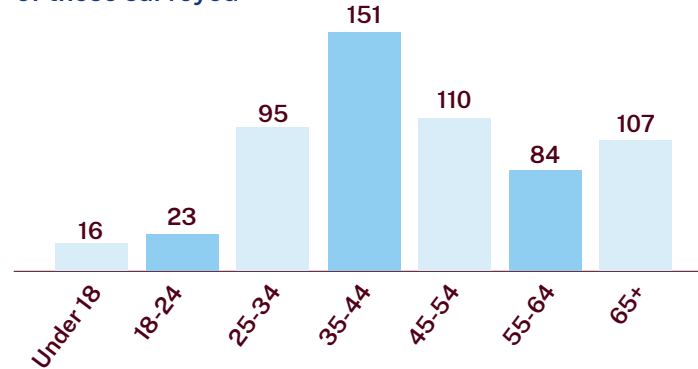


59% **39%**

Women represent majority of households surveyed

Age

of those surveyed



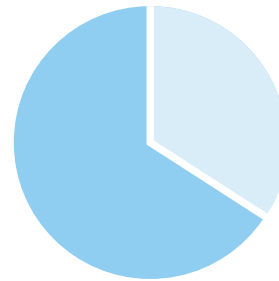
455
respondents

live 20 minutes or less from Morisset. This is the primary catchment area shown below



62%

of all households are active once a week or more

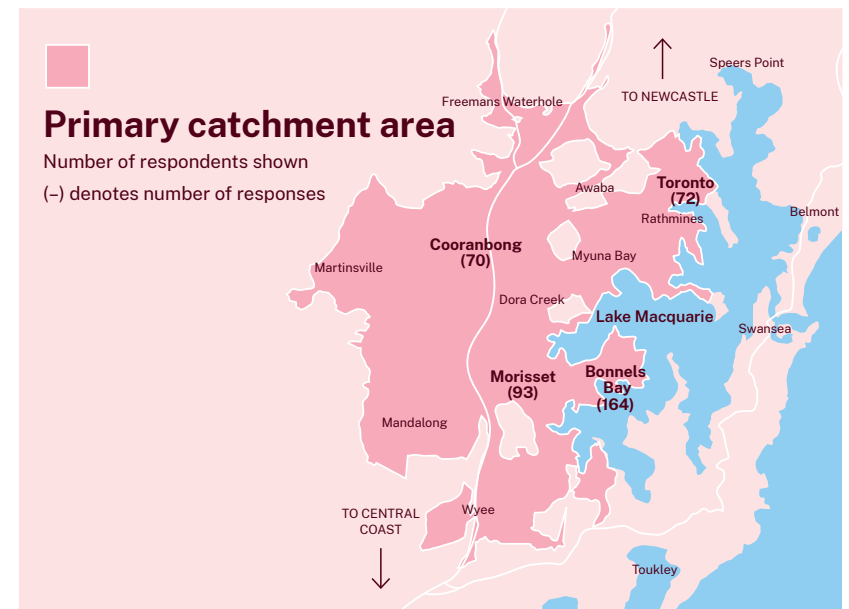


63%
respondents

who reside in the primary catchment area are active once a week or more

71%

of households participate in sport or active recreation in Morisset region



TOP 4 – TYPES OF FACILITIES USED THE MOST



51%*

Walking, running and cycling pathways and tracks



48%*

Lake Macquarie and the natural environment – bushwalking, paddling, sailing, birdwatching, fishing etc



36%*

Swimming pools



28%*

Outdoor fields, ovals and pitches for football, rugby league, touch football, cricket etc

TOP 4 – SUGGESTIONS FOR NEW FACILITIES




42%*

Adventure sport facilities ie climbing wall, bouldering, parkour, tree canopy high ropes etc



34%*

Walking, running and cycling pathways and tracks



32%*


Outdoor all weather day/night multi-sport ovals, fields, pitches and courts



28%*

Indoor day/night multi-sport courts

TOP 4 – SUGGESTIONS FOR KEY ANCILLARY INFRASTRUCTURE FOR EXISTING AND NEW FACILITIES



70%*

Amenities – public toilets, change rooms, personal effects storage



57%*

Café, kiosk or self-catering facilities to support sporting club volunteer activities



56%*

Vehicle parking



45%*

Seating and BBQ areas

*This is consistent across all responses, and also the primary catchment area response subset. Percentages vary marginally.